

Island.



About.

INTRODUCTION TO ISLAND

Island is a large scale table designed to inspire serendipitous conversations and knowledge transfers.

Island Table provides a focused space for effective interaction and productive cooperation while fostering collaboration in an informal and unstructured environment.

Large worksurfaces and the ability to easily integrate technology, combined with the choice of three height profiles, makes Island an Oasis in any learning environment.

This guide contains multiple products from the Island Table range which have been curated into one specification guide for your convenience. Note that each product may be subject to different pricing terms and conditions based on finishes selected.

Phone _ 1300 966 640
Email _ info@vef.com.au
Web _ vef.com.au/island



Index.

COMMON CONFIGURATIONS

ISLAND COMPONENTS

MATERIALS + FINISHES

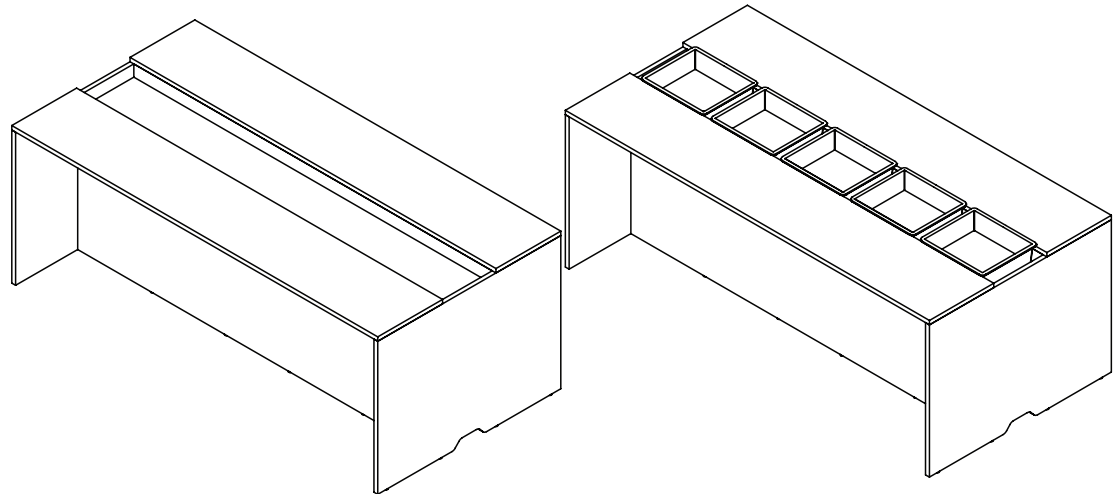
SHIPPING + WARRANTY

Island

OPTIONAL CHANNEL

Island comes standard with a single, large scale worksurface, however it can be configured with a central channel to create activity tables. Power and data cabling are also easily accessible through the addition of a central channel.

Additional Tote Mini's can be combined with Island to create a removable storage solution.



DESIGNED BY
VE FURNITURE

Island

MODEL NUMBER

ISL007

INCLUDES

x1 [ISL003] Island Linea 1050 High Table

x2 [ECH003] Echo Trio GPO

DIMENSIONS

W2400 x D1200x H1050

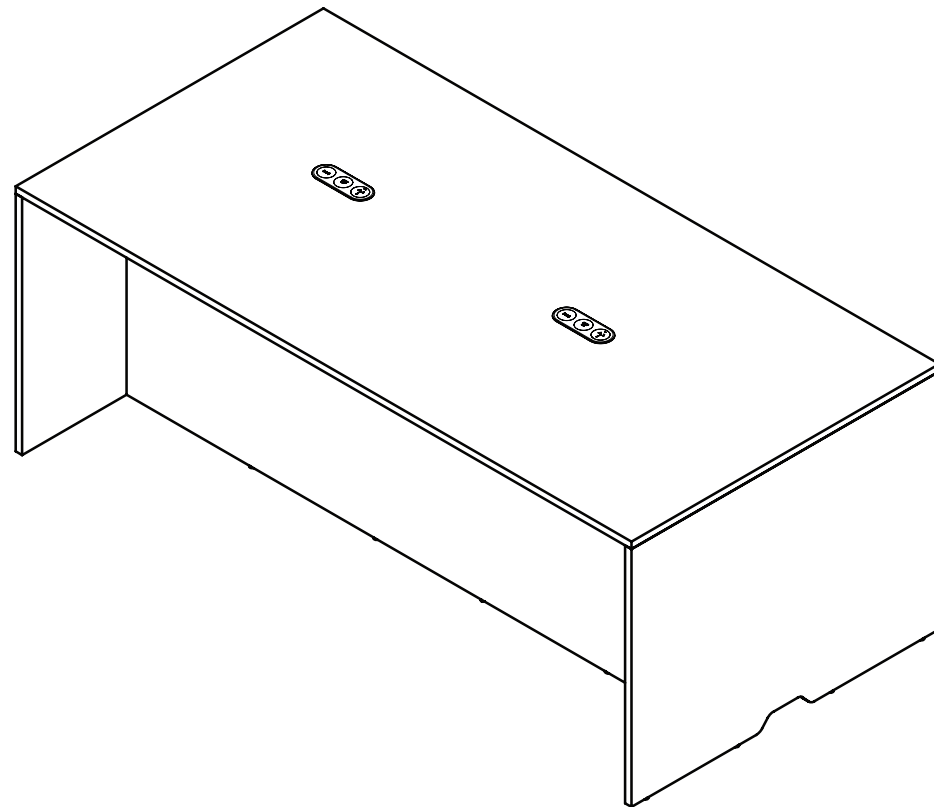
WARRANTY

5 Years

DESIGNED BY
VE FURNITURE

ISLAND POWER-UP

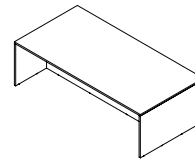
Island Power-up offers a convenient height for team interaction and easy eye-to-eye contact. Offering the option to sit or stand goes a long way to improving individual well-being.



Island Table Components

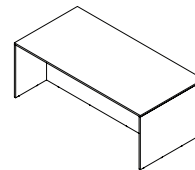
ISLAND LINEA 720 TABLE

Model: ISL001
W2400 x D1200 x H720



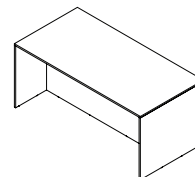
ISLAND LINEA 900 TABLE

Model: ISL002
W2400 x D1200 x H900



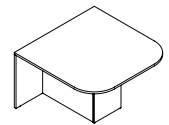
ISLAND LINEA 1050 TABLE

Model: ISL003
W2400 x D1200 x H1050



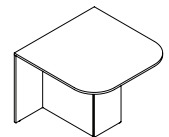
ISLAND CURVE 720 TABLE

Model: ISL004
W1200 x D1200 x H720



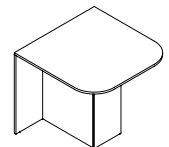
ISLAND CURVE 900 TABLE

Model: ISL005
W1200 x D1200 x H900



ISLAND CURVE 1050 TABLE


Model: ISL006
W1200 x D1200 x H1050



Materials + Finishes

STANDARD EO LAMINATE

Reflecting the most realistic timber grains and brilliant whites, this range has been curated to complement any fabric selection. 18 mm option available upon request.




Natural Oak




Dark Oak



Storm




Grey




Zincworks



Diamond




Ironstone



White

Design Tip:

Try using a white surface with a coloured ABS edge to introduce feature colours to your space.



Just Rose



Peacock



Infinity



Gloss Writable


Materials + Finishes

LAMINATED PLYWOOD + PREMIUM TIMBER

Warm, soft and calming, this range has been curated to reduce stress and restore energy levels through its biophilic properties.




Natural Oak



Dark Oak



White



Birch Plywood



Rubberwood

SHIPPING

Shipping is calculated at the time of order. White Glove delivery and installation is extra. For more information, visit vef.com.au

FURNITURE WARRANTY

To initiate a claim, contact a helpful VE Furniture Account Representative by emailing info@vef.com.au or calling 1300 966 640, Monday-Friday 9am to 5pm AEST.

For complete warranty information please visit info.vef.com.au/warranty

RETURNS + EXCHANGES

To place a return, please contact an Account Representative at info@vef.com.au or give us a ring on 1300 96 66 40 within 30 days of receiving your goods from VE Furniture. Our Account Representatives will happily determine if the product can be returned or exchanged. White Glove Installation fees are non-refundable.

For more details on our Terms + Conditions, please visit vef.com.au/terms-of-service



Showroom + Design Centre
69 - 75 Glenvale Crescent
Mulgrave Vic 3170

SHOWROOM

Phone : 1300 966 640

PHONE

Info@vef.com.au
www.vef.com.au

ONLINE

